

The background of the slide is a stylized American flag. It features a field of white stars on a light blue background in the upper left, and wavy red and white stripes in the lower right. The entire image has a soft, semi-transparent appearance.

American Political Parties

A decorative graphic of the American flag, showing the stars and stripes, is positioned on the left side of the slide, partially overlapping the text area.

History

- Opposing political parties in the U.S. first appeared during the debate over the ratifying the Constitution.
- Federalists vs. Anti- Federalists
- Two party domination continues today
- The election of 1860 was between the Republicans & Democrats. **Which party won?**
- Abraham Lincoln a Republican

The background of the slide features several American flags. On the left side, there are three distinct flags, each with a different pattern of stars and stripes, appearing to wave. The rest of the background is a light, wavy pattern of red and white stripes, suggesting a larger field of flags.

A Third Party?

- American history has seen brief formations of third parties:
- Populist Party
- Progressive Party
- Bull Moose Party
- Why do you think third parties in American politics are not successful?

The background of the slide features a stylized American flag with red and white stripes and a blue field with white stars. The flag is positioned on the left side and extends across the top and bottom of the slide.

American Politics Today


- Write down the name of the 2 major American political parties
- Can you list any other political parties? Discuss with your table partner and make a list.

Two major political parties are:

- **Democratic Party**

(draw symbol)


- The now-famous Democratic donkey was first associated with Democrat Andrew Jackson's 1828 presidential campaign. His opponents called him a jackass (a donkey), and Jackson decided to use the image of the strong-willed animal on his campaign posters.



- **Republican Party**

(draw symbol)

- A political cartoonist drew a donkey clothed in lion's skin, scaring away all the animals at the zoo. One of those animals, the elephant, was labeled "The Republican Vote." That's all it took for the elephant to become associated with the Republican Party.




The background of the slide features a large, stylized American flag on the left side, with its stars and stripes extending across the top and down the left edge. The rest of the background is a light, wavy pattern of red and white stripes, suggesting the flag's texture.

Some of the other many American political parties

- Communist Party USA
- U.S. Pacifist Party
- Natural Law Party
- U.S. Marijuana Party
- Green Party
- Prohibition Party
- Libertarian Party
- Family Values Party

Political Platform

- A political platform is a document stating the aims and principles of a political party or candidate.
- According to this political cartoon what was Rudy Guiliani's platform?



The background of the slide features a stylized, wavy American flag on the left side, with the stars and stripes clearly visible. The rest of the background is a light, textured pinkish-red color.

Match the political parties with their platforms

1. Libertarian Party
 2. Green Party
 3. Republican Party
 4. Communist Party
 5. Prohibition Party
 6. Democratic Party
- Protection against the exploitation of working people
 - Smaller government, individual liberty & personal responsibility
 - Prayer in school, pro life, family values
 - Private health insurance, No Child Left Behind, reduction in social programs
 - Affordable health care, civil rights, retirement security
 - Non-violence, ecological sustainability, global responsibility

The background of the slide features a light pink and white grid pattern. On the left side, there are several overlapping, semi-transparent images of the United States flag, showing the stars and stripes. The main title is positioned in the upper right area of the slide.

Your Political Party & Platform

- Based on your response to the warm up.
- On a separate piece of paper design a poster for your party, with your name, platform and symbol.
- Finish for homework